

Phonics Screening Check Information

January 2024



Introduction to Phonics

- Children begin to learn phonics (sounds) in early years. There is a heavy emphasis on oral blending.
- Once children begin learning sounds, these sounds are used orally to identify and make words.
- They will then begin to learn the letters which make each of the sounds and these are used to read and spell words.

- Skills of segmentation and blending.
 - Blending phonemes in reading.
 - Segmenting phonemes in spelling (using their phonic knowledge i.e. sounding out, to spell).
- Identifying sounds in words.
- Recognising common spellings of each phoneme (grapheme) and applying the correct grapheme to a word.
- Grapheme-phoneme correspondence (GPCs) - matching phonemes to graphemes and vice versa.

Vocabulary

Digraph: two letters making one sound

cow

Trigraph: three letters making one sound

night

Split digraph- 2 vowels with a consonant in between.

spine (i_e)

trade (a_e)

phone (o_e)

- **Phoneme**: A unit of speech (often referred to as 'a sound'.)
- **Grapheme**: A group of letters that represent a sound (phoneme). For example 'ea', 'ee' are graphemes of the same sound.

Introduction to the Phonics Screening Check:

- Statutory check since 2012 for all Year 1 pupils.
- The Rose Report in 2006 recognised that children need to have both **good word recognition** and **good oral language comprehension** in order to read. **Good word recognition is dependent on decoding rapidly** and then this will support the development of good comprehension which will continue to develop throughout their lives.
- The phonics screening check is designed to confirm whether individual children have learnt phonic decoding and blending skills to an appropriate standard.


What happens?

- The check consists of 40 words that the children must read aloud to a teacher.
- 20 words are real words and 20 are pseudo ('alien') words.
- For each word, children must decode effectively to read it accurately. They are allowed to decode each sound and then blend together to read the whole word or read the word on sight.
- The check will take approximately 10 minutes per child, although all children are different and will complete the check at their own pace.
- We have been using past screening checks throughout the year so children are already used to the assessment format.


- The check will be take place during the **week commencing Monday 10th June 2024**.
- The expectation for meeting the standard has been 32 out of 40 since 2012. We do not find out the threshold until after all screening checks have been completed. You will be notified about your child's score in their end of year report.
- Any children identified as not meeting the expected standard will be given extra support.
- If your child does not reach the expectation, they will have another opportunity to resit in the Summer term of Year 2.

Examples (2022 paper)


flards



spran



splew



fabric

trapeze

concrete

How to help

- Read daily at home.
- Always encourage the children to look for graphemes (digraphs, trigraphs, split digraphs) in words.
- If your child is struggling to decode a word, help them by encouraging them to say each sound in the word from left to right.
- Blend the sounds by pointing to each one. Next move your finger under the whole word as you say it.
- Encourage children to annotate the 'sound buttons' within a word.
- Discuss the meaning of words if your child does not know what they have read.

Phonics is a key component when learning to read, but it is not the only aspect. Children's comprehension and understanding is also vital.

Do not forget that the ultimate goal is to help children become confident readers so please continue to read purely for enjoyment!

- www.phonicsplay.co.uk - Online games.
- www.phonicsbloom.com - Online games
- www.ictgames.com - Online games.
- www.topmarks.co.uk - More online games available as well as games to support other areas of the curriculum.

- <https://www.gov.uk/government/collections/national-curriculum-assessments-practice-materials#phonics-screening-check-resources> - Past phonic checks.